

IES Report

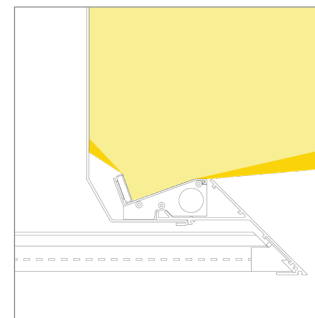
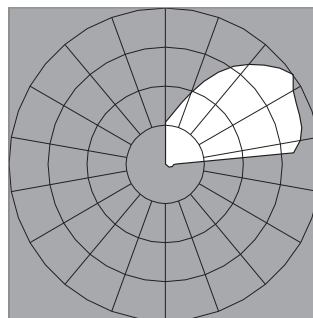
ZipWave® | 707 | Clear with EdgeSoft™, fixture in cove | 80 CRI | LO

707-Z9-4-48-AC / EL-XX-X-0-Z-LO-35-C1-0-AL-0

	2700K	3000K	3500K	4000K
Efficacy - Lumens per Watt	107	111	113	113
Total Lumens, 4' rail length (1219mm)	1592	1642	1676	1676
Lumens per foot (305mm)	398	411	419	419
Input Power (W), 4' rail length (1219mm)	14.9	14.9	14.9	14.9
Watts per foot (305mm)	3.8	3.8	3.8	3.8
CRI	82	82	82	82

Due to the large number of options in Vode's product offering, most Vode IES reports are factored reports prepared from source reports. Source reports are the IES test reports prepared for Vode by an NVLAP accredited photometric test laboratory. Factored reports are based on data from the Vode source reports.

If the data above is in black, it is directly from a Vode source report. If it is in grey, it is factored from Vode source reports. Reference details on Vode source reports can be found on the [IES File Finder](#) page on [vode.com](#).



IES Report

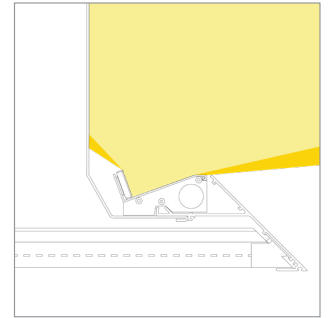
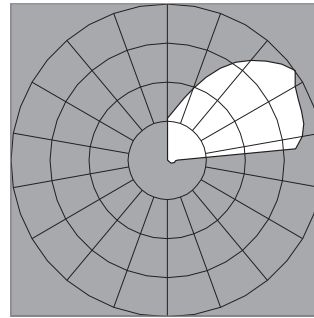
ZipWave® | 707 | Clear with EdgeSoft™, fixture in cove | 80 CRI | SO

707-Z9-4-48-AC / EL-XX-X-0-Z-SO-35-C1-0-AL-0

	2700K	3000K	3500K	4000K
Efficacy - Lumens per Watt	121	125	128	128
Total Lumens, 4' rail length (1219mm)	3184	3285	3352	3352
Lumens per foot (305mm)	796	821	838	838
Input Power (W), 4' rail length (1219mm)	26.4	26.4	26.4	26.4
Watts per foot (305mm)	6.6	6.6	6.6	6.6
CRI	82	82	82	82

Due to the large number of options in Vode's product offering, most Vode IES reports are factored reports prepared from source reports. Source reports are the IES test reports prepared for Vode by an NVLAP accredited photometric test laboratory. Factored reports are based on data from the Vode source reports.

If the data above is in black, it is directly from a Vode source report. If it is in grey, it is factored from Vode source reports. Reference details on Vode source reports can be found on the [IES File Finder](#) page on [vode.com](#).



IES Report

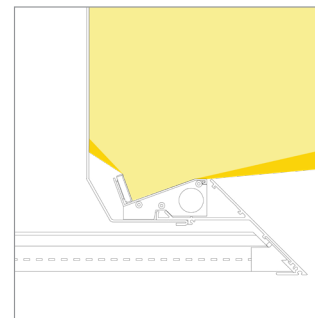
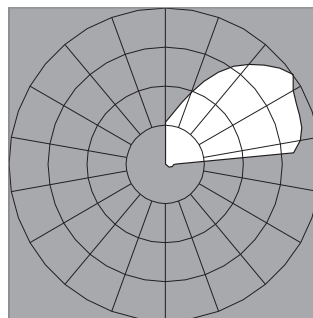
ZipWave® | 707 | Clear with EdgeSoft™, fixture in cove | 80 CRI | HO

707-Z9-4-48-AC / EL-XX-X-0-Z-HO-35-C1-0-AL-0

	2700K	3000K	3500K	4000K
Efficacy - Lumens per Watt	113	117	119	119
Total Lumens, 4' rail length (1219mm)	6050	6241	6369	6369
Lumens per foot (305mm)	1513	1560	1592	1592
Input Power (W), 4' rail length (1219mm)	53.7	53.7	53.7	53.7
Watts per foot (305mm)	13.5	13.5	13.5	13.5
CRI	82	82	82	82

Due to the large number of options in Vode's product offering, most Vode IES reports are factored reports prepared from source reports. Source reports are the IES test reports prepared for Vode by an NVLAP accredited photometric test laboratory. Factored reports are based on data from the Vode source reports.

If the data above is in black, it is directly from a Vode source report. If it is in grey, it is factored from Vode source reports. Reference details on Vode source reports can be found on the [IES File Finder](#) page on [vode.com](#).



IES Report

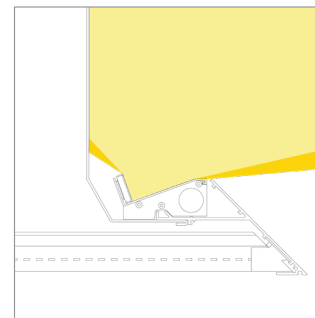
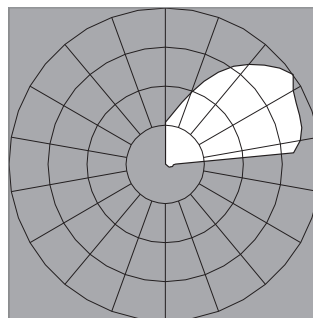
ZipWave® | 707 | Clear with EdgeSoft™, fixture in cove | 90 CRI | LO

707-Z9-4-48-AC / EL-XX-X-0-Z-LO-359-C1-0-AL-0

	2700K	3000K	3500K	4000K
Efficacy - Lumens per Watt	93	96	98	102
Total Lumens, 4' rail length (1219mm)	1373	1416	1445	1459
Lumens per foot (305mm)	343	354	361	365
Input Power (W), 4' rail length (1219mm)	14.9	14.9	14.9	14.9
Watts per foot (305mm)	3.8	3.8	3.8	3.8
CRI	94	94	94	94

Due to the large number of options in Vode's product offering, most Vode IES reports are factored reports prepared from source reports. Source reports are the IES test reports prepared for Vode by an NVLAP accredited photometric test laboratory. Factored reports are based on data from the Vode source reports.

If the data above is in black, it is directly from a Vode source report. If it is in grey, it is factored from Vode source reports. Reference details on Vode source reports can be found on the [IES File Finder](#) page on [vode.com](#).



IES Report

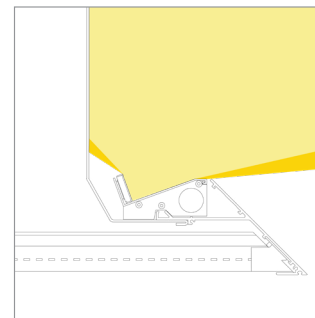
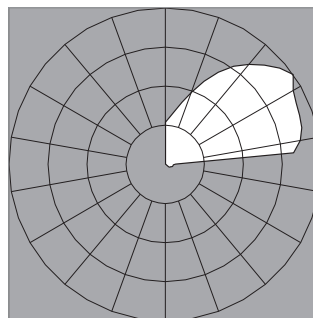
ZipWave® | 707 | Clear with EdgeSoft™, fixture in cove | 90 CRI | SO

707-Z9-4-48-AC / EL-XX-X-0-Z-SO-359-C1-0-AL-0

	2700K	3000K	3500K	4000K
Efficacy - Lumens per Watt	104	108	110	114
Total Lumens, 4' rail length (1219mm)	2745	2832	2890	2919
Lumens per foot (305mm)	686	708	722	730
Input Power (W), 4' rail length (1219mm)	26.4	26.4	26.5	26.4
Watts per foot (305mm)	6.7	6.7	6.7	6.7
CRI	94	94	94	94

Due to the large number of options in Vode's product offering, most Vode IES reports are factored reports prepared from source reports. Source reports are the IES test reports prepared for Vode by an NVLAP accredited photometric test laboratory. Factored reports are based on data from the Vode source reports.

If the data above is in black, it is directly from a Vode source report. If it is in grey, it is factored from Vode source reports. Reference details on Vode source reports can be found on the [IES File Finder](#) page on [vode.com](#).



IES Report

ZipWave® | 707 | Clear with EdgeSoft™, fixture in cove | 90 CRI | HO

707-Z9-4-48-AC / EL-XX-X-0-Z-HO-359-C1-0-AL-0

	2700K	3000K	3500K	4000K
Efficacy - Lumens per Watt	98	101	103	107
Total Lumens, 4' rail length (1219mm)	5216	5381	5490	5545
Lumens per foot (305mm)	1304	1345	1373	1386
Input Power (W), 4' rail length (1219mm)	53.7	53.7	53.7	53.7
Watts per foot (305mm)	13.5	13.5	13.5	13.5
CRI	94	94	94	94

Due to the large number of options in Vode's product offering, most Vode IES reports are factored reports prepared from source reports. Source reports are the IES test reports prepared for Vode by an NVLAP accredited photometric test laboratory. Factored reports are based on data from the Vode source reports.

If the data above is in black, it is directly from a Vode source report. If it is in grey, it is factored from Vode source reports. Reference details on Vode source reports can be found on the [IES File Finder](#) page on [vode.com](#).